

O

T

E

S

I

OU

R

O

OUR

DO

S

B

R

Título: O Tesouro é ajudar o ambiente

O Tesouro é ajudar o ambiente
Recicla Recicla



Reciclação Amigável




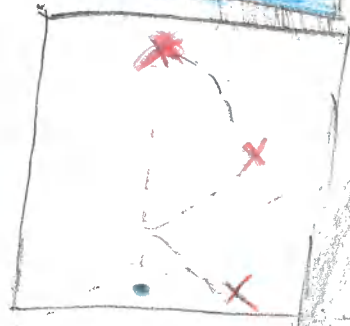
Recicla Recicla



Reciclação Amigável



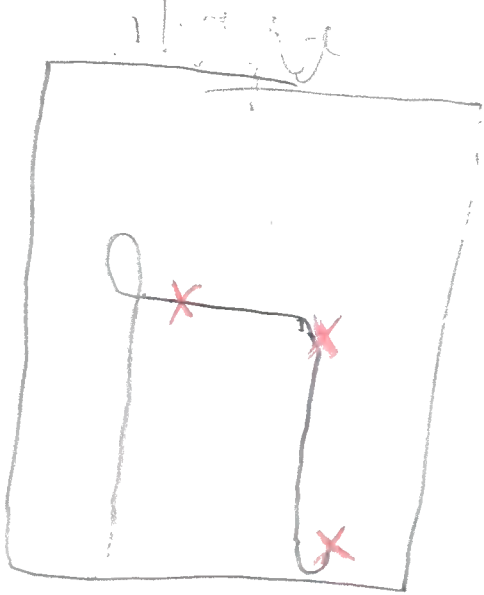
Recicla Recicla



Time = 0



Person Person



A operator's perspective

R - register



R - instrument



R - ...



Luis



Andreia



2º desafio

Júlia





Carlos





Francisco menino

Raquel menina



MIGUEL

MAFALDA

CRUZ

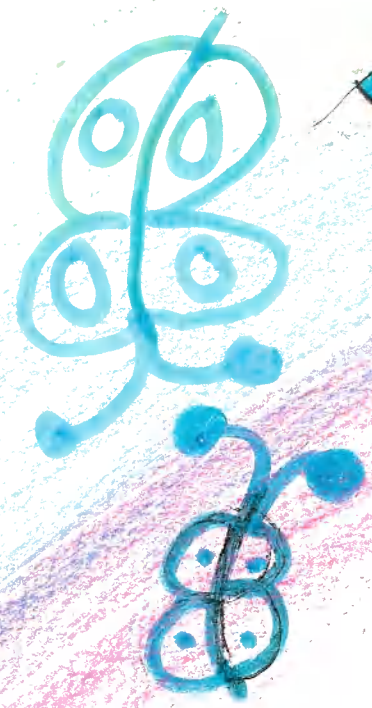



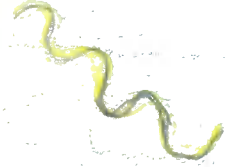


Mariana Silva

Duda



Tomás





Pedro



Pita




Alicia

GABRIEL



CAROLINA






Duarte



Rita



Emelinda

Peicard



Peolia











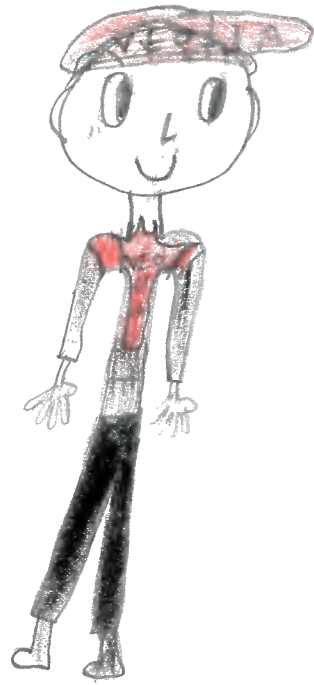























Camilla

17/03/2022



Ronaldo




Quita






Renata Rutilizar



4^ºB Glória Raquel Restas






"3 R"

Restaurante dos "3 R"




Carolina Marques
Jorobão





VEOLIA





Viva a
VEOLIA!
♻️

RECICLAR
REUTILIZAR
REDUZIR

❤️
WORLD



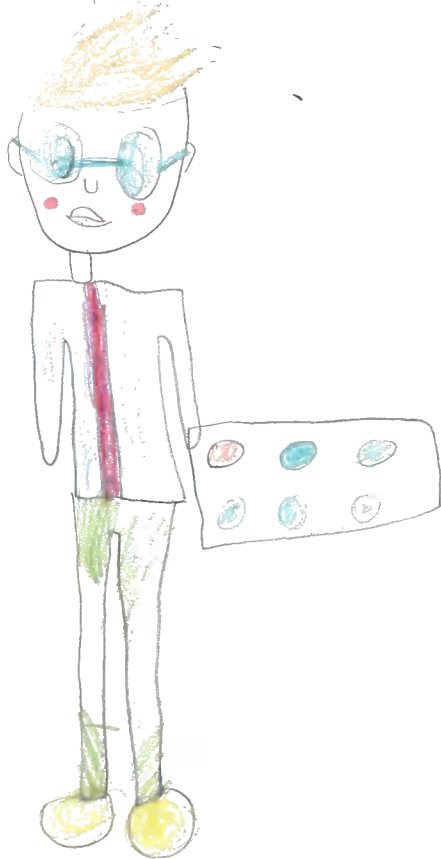
FAZ
Tudo
o que
PODERES

Chris

Amalun



ethan



Jedna



Artan



David



Reduzir

Reutilizar

Reciclar




Reduzir

Reutilizar

Reciclar



Guilherme Araújo Andrade



Os 3 RRR, reduzir, reciclar e reutilizar

REDUZIR

Em vez de comprar garrafas de plástico compremos garrafas para encher várias vezes...

GASTAR MENOS ÁGUA




TOMAR DUCH PARA POU PAR ÁGUA



RECICLAR

Existem ^{vários} pontos, os principais são: azul (papelão), amarelo (metal) e verde (vidro).


Estes são os principais pontos.



REUTILIZAR

Devemos usar objetos já usados para fazer coisas novas

Exemplo:



ANDRÉ





Gestão RRR






Kiana



HISTÓRIA DOS SRRR

RITA



RUI





Rute



Rui



para



R R R.

Bau dos 3 R.

Bau de ouro.


PRATA Fina

Mapa do tesouro

R

C

R





CĐ na gão



Jadm

Alpa

ZÉ

DIS

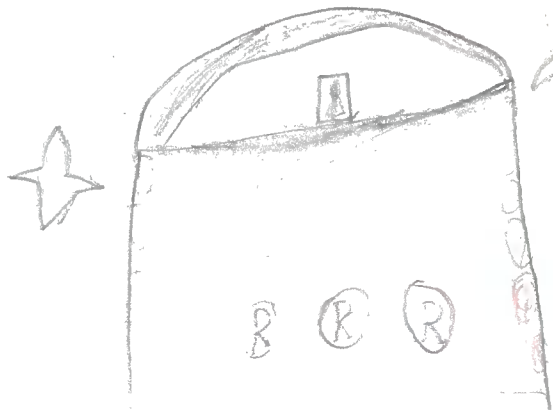
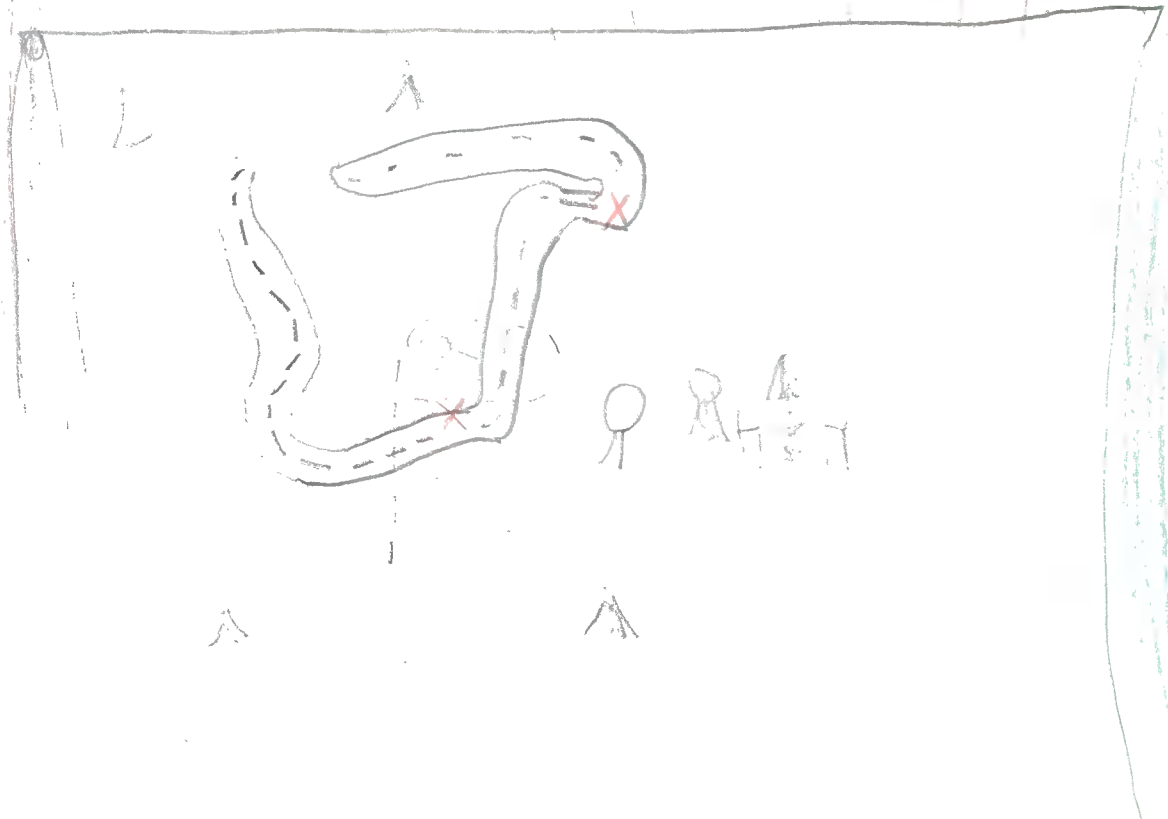




Borbolita

RRR





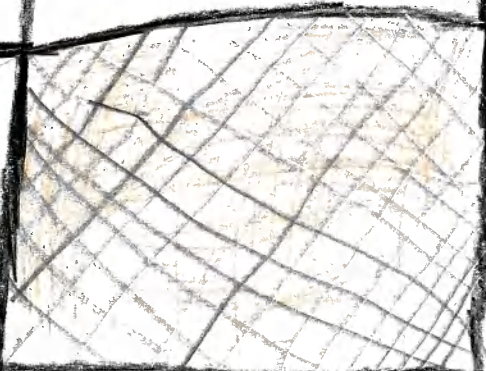

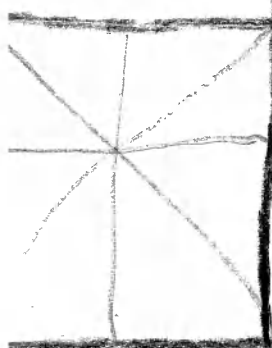
protos
file de
carne
rio: cre
hobanadas
romcho
rio cosida

refrigerantes
Sumo de
roma
Sumo de
rose

hobanadas
hob. vellos
gelado de
roma
roma

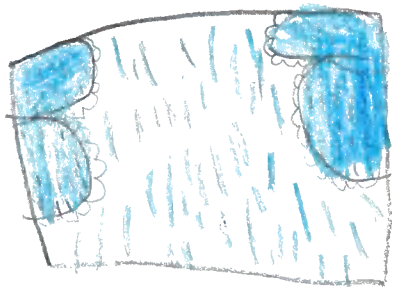
repas
rombol

REUTILIZAR




Carolina 748
Barrocas

ALBERTO



ALBERTO




Quarta Espinalda
1º B

lamenta
crimes

Re

The diagram consists of a large rectangular area divided into horizontal bands. From top to bottom, the bands are: yellow, blue, pink, pink, and white. To the right of these bands is a vertical yellow bar. The word "lamenta" is written vertically in the yellow bar, appearing at the top, middle, and bottom. There are also small, colorful, abstract shapes at the top and bottom of the vertical bar.


Hand-drawn scribbles and lines at the bottom left of the page.



Paul

10 B Battos

FRANCISCA
1.º B
Barocas





Alicia



OLIVIA 1-B

barbers




Discrete



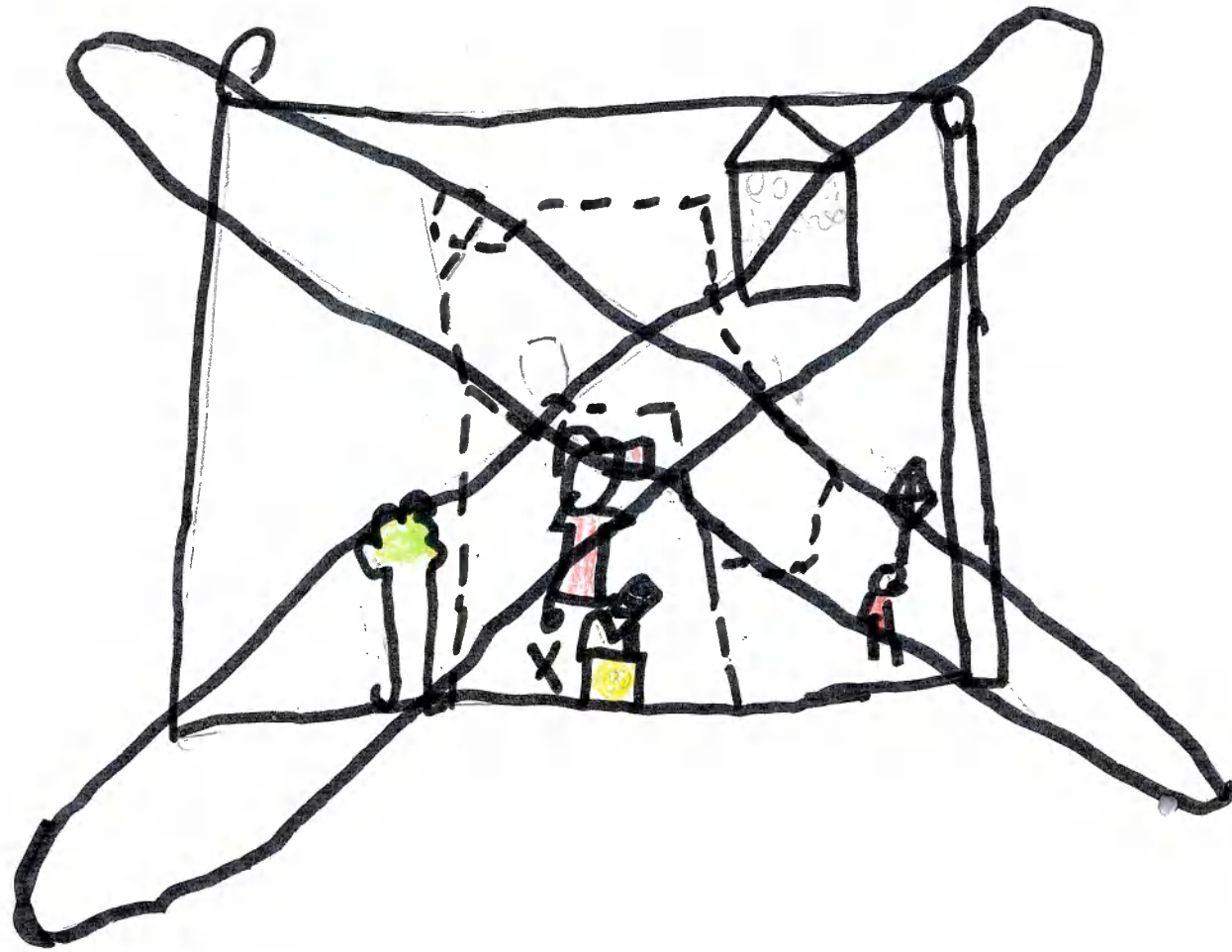
ALICE 7-13
Barrcas

Lofia






10B
Barrocas





Menu

Polo de carne	★ ★ ★	5€
Pato ralado	★	1€
Raia	★ ★ ★ ★	4€
Pirrole	★ ★ ★ ★ ★ ★	10€
Raia ralado	★ ★ ★	10€
Raditz	★ ★ ★ ★ ★ ★ ★ ★	1111€

Pandevigo








Panderizo

Pito

de portada


de la casa

de la iglesia



Raia

Rui



Lamentação R		
Rolo de carne	5€	★★★★
Rain	3,99€	★★★★
Rajões	7,35€	★★★★★
Rocela	4,55€	★★★
Refrigerante	5,95€	★★★★★
Rabanadas	9,99€	★★★★★
Bob-Reli	4€	★★★★★
ROMA RETITA M		

RESTAURANTE DOS ER





- RATAIA
- ROBAL
- RISÓIS
- RABO
- RUGAS
- ROCHA COM PÃO
- RECE. IAS
- RAI
- ROLO de CARNE
- RATO FRIJO
- SOBREMESA
- REPOSTAS COM GELADO
- RABANADA
- RATÃO
- BOLD REI
- RITA FRITA


DEBIDAS
REFREGERAIE

SOU O JOAO

SOU A CAROLINA










EU CHOME
RODRIGO

EU ADORO
O LÍQUIDO
PIKANTE




RESTAURANTE	
RABANADA	7,99
ROLINHOS de queijo	10,80
ROLO DE PEIXE	10,80



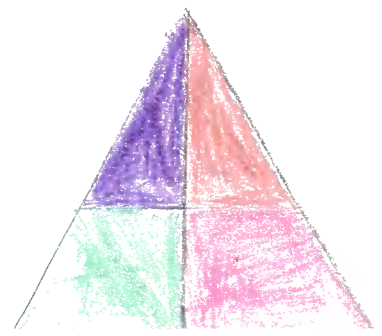


Ria deliciosa




rolo de carm
rato nato
rato dose
rolo de du
ratamente
dois de ruga





Polo de carne
Pabalo
Pissois
Parridi
Palanadas



EMENTA

- Robalo
- Rato na brasa
- Rabanada
- Rabo de porco
- Risoto
- Rissoleis
- Rancho
- Rancho de Lulas



POUC POU POU POU

Francisco

ROSA



Laura

A CASA DA
ROSA







R's 



o o




Desafio 1 Título do livro

(2) três



Desenho
desenhar o menino com fonema





L'ignavia cara sua

Luis



Pili





Film



Picudo

Ala Pimenta do Sul
Pita



Piza	⊙ ⊙ ⊙ ⊙ ⊙
Piza frita	⊙ ⊙ ⊙ ⊙
salada cozido	⊙ ⊙
Pissis	⊙ ⊙
Pissis feito com Piza	⊙ ⊙
Recitar. ✓	

Dicas para os biorresíduos

- Doação
- Reutilização
- Reparação
- Reciclagem

Doação

Nós guardamos roupas e sapatos que não utilizamos. Podemos doar a quem precisa.

O que não serve para nós sempre serve para alguém.

Reutilização

Nós em casa temos câmaras, copos, garrafas velhas que podemos transformar em vasos para plantas.

E assim ganham vida nova e já não vão para a lixeira.

Reparação

Podemos reciclar restos de comida. Como exemplo: cascas de frutas - como laranja, abacaxi, e também cascas de cebolas, ovos, podemos fazer nutrientes para plantas.

Podemos fazer novas receitas com os exemplos: Com as cascas da maçã e da laranja fazemos um molho, As folhas de vegetais fazemos caldos.

Reparação

Muitas vezes temos em casa brinquedos partidos em nem brinquedos

umas com elas. Se nós repararmos o brinquedo ficou bom pra brincarmos
ou dar pra outra criança brincar.

Receita Potinisco de arroz

Ingredientes

Sobras de arroz (de localho, de tomate) 200g cuscuzete ralado 40g
ovo 1 unidade, farinha 40g, cebolinha picada q. e, pimenta q. e, sal
1 colher de café, azeite, 1 colher de sap

Preparação:

- Misture as sobras de arroz com a cuscuzete e com o ovo cozido.
- Junte a cebolinha, tempera sal e pimenta.
Misture bem se for necessário adicione farinha.
- Aqueça um pouco de azeite numa frigideira antiaderente e deite as
colheradas por porção. Frite as potiniscoas de ambas as partes.